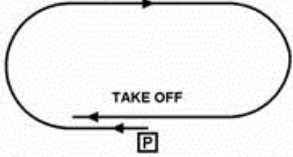
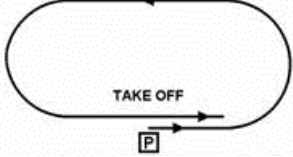
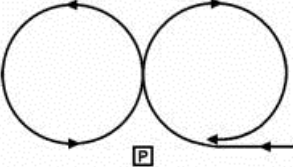
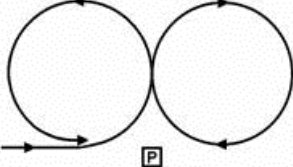
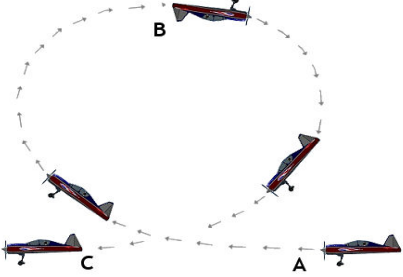
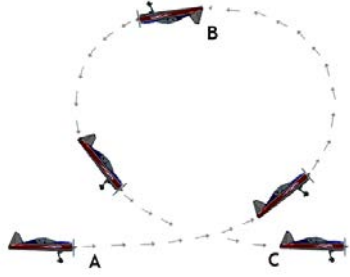
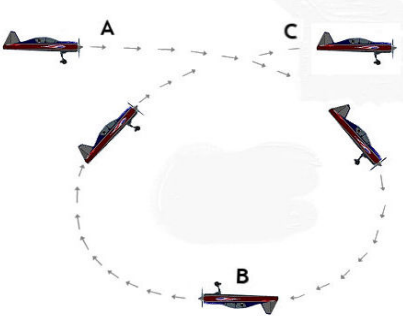
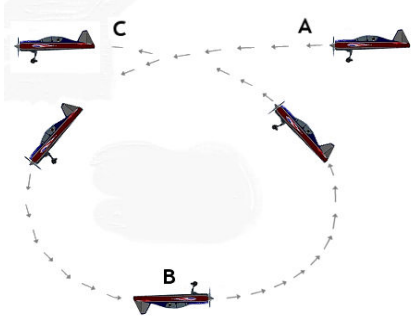


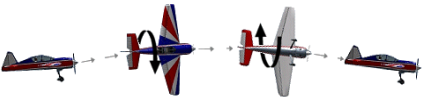

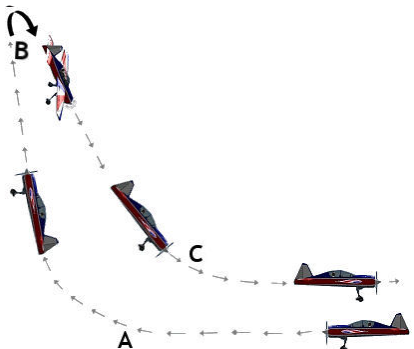
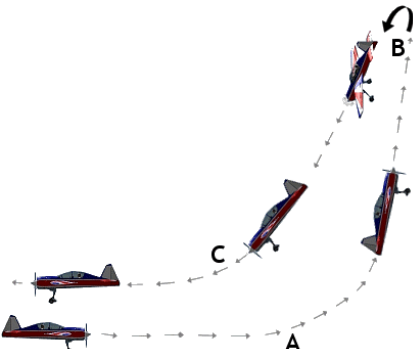
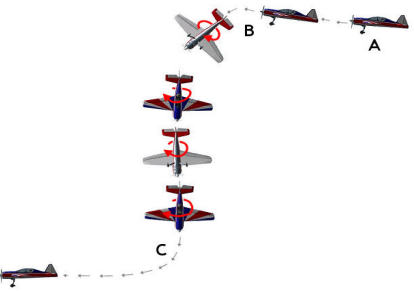
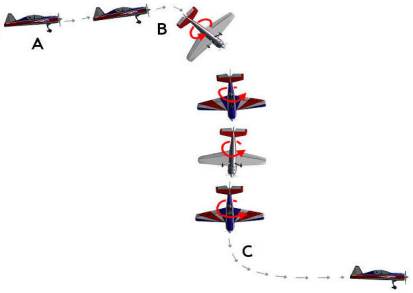
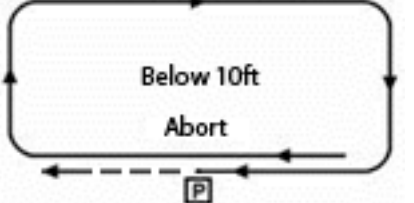
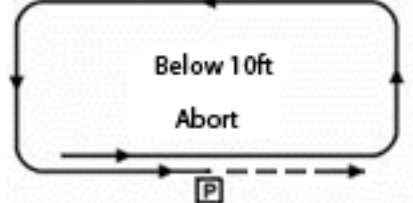
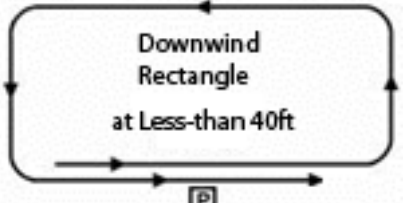
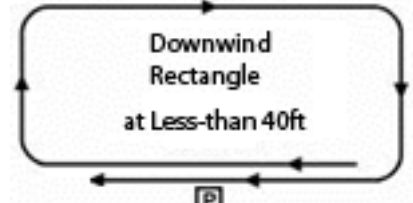
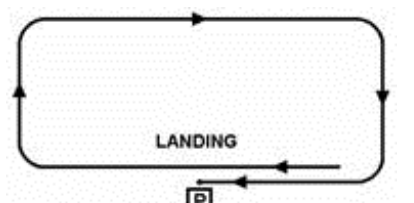
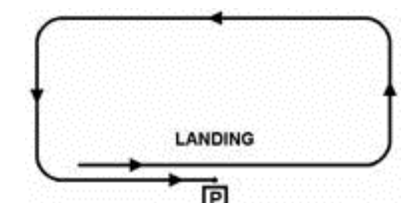


BMFA - 'B' Certificate (Fixed Wing)

The examination for a 'B' Certificate must be taken in the presence of TWO Registered Examiners; and the candidate must successfully carry out the following flying test:

(a) Carry out pre-flight checks, as required by the BMFA Safety Codes. [Model (Check) => Tx (Switches=0, On) => Battery (Connect) => Controls (Test) => Motor (Test)]		
=> Wind From Left		Wind From Right <=
	<p>(b) Take off and complete a left (or right) hand circuit and overfly the take-off area.</p>	
	<p>(c) Fly a 'figure of eight' course with the cross-over point in front of the Pilot, height to be constant.</p>	
	<p>(d) Fly into wind and complete one inside loop; managing the throttle carefully on the exit of the loop.</p>	
	<p>(e) Fly downwind and complete one outside loop (i.e. a bunt); once again, managing the throttle carefully.</p>	
	<p>(f) Complete two consecutive rolls into wind; with little/no hesitation, and no serious loss of height.</p>	
	<p>(g) Complete two consecutive rolls downwind using the opposite direction of roll rotation to (f); with the same 'rules' as above.</p>	

BMFA - 'B' Certificate (Fixed Wing) - continued

=> Wind From Left	Wind From Right <=	
	<p>(h) Complete a stall turn either left or right, with a direction of stall away from the flight line. i.e. fly into wind, climb nearly vertically, reduce throttle, then stall turn away from you.</p>	
	<p>(i) Gain height and perform a three-turn spin, with initial heading AND recovery heading into wind.</p>	
	<p>(j) Fly a rectangular landing approach and overshoot (i.e. perform an abortive landing) from below 10 ft.</p>	
	<p>(k) Fly a rectangular circuit in the opposite direction to that in (j) at a constant height of not more than 40 feet.</p>	
	<p>(l) Fly a rectangular landing approach and land (wheels to touch within a pre-designated 30 metre boundary).</p>	
<p>(m) Remove model and equipment from take-off/landing area, AND complete post-flight checks as required by the BMFA Safety Codes. [Rx (Off/Disconnect) => Tx (Off) => Model (Check)]</p>		
<p>(n) Answer 5 Mandatory Questions, on legal aspects of model aircraft flying.</p>		
<p>(o) Answer 8 Supplementary Questions, on BMFA Safety Codes for General Flying and Model Flying Displays, and on local flying rules.</p>		